

MICROSOFT OFFICIAL CURRICULUM

Microsoft

Power Platform Functional Consultant Associate

PL-200

Warning This certification, related exam, and renewal assessments will retire on August 31, 2026.

Power Platform

Intermediate

Power Platform

RETIREMENT NOTICE

This certification, related exam, and renewal assessments will retire on August 31, 2026.

DURATION

5 days

LEVEL

Intermediate

FORMAT

Virtual, On-site, or Hybrid

CERTIFICATION

Microsoft Certified: Power Platform Functional Consultant Associate

AUDIENCE PROFILE

Built for these roles

A Microsoft Power Platform Functional Consultant is responsible for creating and configuring apps, automations, and solutions. They act as the liaison between users and the implementation team. The functional consultant promotes utilization of solutions within an organization. The functional consultant may perform discovery, engage subject matter experts and stakeholders, capture requirements, and map requirements to features. They implement components of a solution including application enhancements, custom user experiences, system integrations, data conversions, custom process automation, and simple visualizations.

OVERVIEW

Executive overview

PROGRAM OUTCOMES

Capabilities your teams will gain

- Configure Microsoft Dataverse
- Create apps by using Microsoft Power Apps
- Create and manage logic and process automation
- Manage environments

TRAINING PROVIDER

VNode ITeS

MICROSOFT CERTIFIED TRAINER

vnodeites.com

[linkedin.com/company/vnodeites](https://www.linkedin.com/company/vnodeites)

TALK TO US

 info@vnodeites.com

 +91 9419 11 4792

 WhatsApp +91 9419 11 4792

 +91 7780 81 1685

OFFICE

DLF Cyber City, Gurugram

Haryana — India

Azure · AI · Data · Power Platform

ENTERPRISE CUSTOMIZATION

Enterprise customization

Tailor this program to your organization's priorities: Builds current Microsoft credential readiness for Power Platform Functional Consultant Associate using the official Microsoft Learn skill outline.

Customization options

- Align labs to your Microsoft tenant and workload scenarios
- Add readiness checks and exam preparation reviews
- Extend delivery with role-specific implementation workshops

CURRICULUM

Curriculum roadmap

1

MODULE 1

Get started using Dataverse

Do you want to learn how to build solutions that can use a standardized data structure, and work with other solutions sharing the same data model? Do you want to extend the standard model to support custom solutions? This learning path explains the concepts behind and benefits of Dataverse. Creating an environment, entities, fields and options sets are also discussed.

- Create and manage environments in Dataverse
- Create tables in Dataverse
- Manage tables in Dataverse
- Create and manage columns within a table in Dataverse
- Work with choices in Dataverse
- Load/export data and create data views in Dataverse
- Connect to other data in a Power Apps canvas app

2





MODULE 2

Manage permissions and administration for Dataverse

Do you need to manage user access rights? In this learning path, you will learn how to manage permissions associated with environments and entities. You will also learn about different administrative portals and how to access each.

- Get started with security concepts in Dataverse
- Get started with security roles in Dataverse
- Use administration options for Dataverse

TALK TO US

-  info@vnodeites.com
-  +91 9419 11 4792
-  WhatsApp +91 9419 11 4792
-  +91 7780 81 1685

OFFICE

DLF Cyber City, Gurugram
Haryana — India
Azure · AI · Data · Power Platform

3

MODULE 3

Visualize, import, and export Microsoft Dataverse data

This learning path will show you how to use various Dataverse views, explore how Power Query can load data into Dataverse tables, and how to use Dataverse with third-party tools.

- Visualize data with Dataverse views
- Use Power Query to load data in Dataverse
- Use Microsoft Word and Excel templates with Dataverse
- Export data from Dataverse and use Microsoft Excel to edit records
- Use Azure and external tools to manipulate data

4

MODULE 4

Create relationships, business rules, calculations, and rollups in Dataverse

Do you need to create data relationships, business rules, calculations, and rollups in Dataverse? These modules help you use Dataverse to build powerful business solutions to transform your operations, processes, and your entire organization. The learning path Get started with Dataverse introduces you to Dataverse and many of the key concepts which include environment, entities, fields, and options sets. This learning path continues and expands the exploration of Dataverse with an overview how to form relationships between entities, how to build business rules to perform logic based upon your organization's needs, and how to add calculations and rollup fields.

- Create a relationship between tables in Dataverse
- Define and create business rules in Dataverse
- Create and define calculation or rollup columns in Dataverse

5





MODULE 5

Advanced Model-Driven Apps with Power Apps: Configuration, Customization, and Deployment Techniques

This learning path covers creating and customizing model-driven apps in Microsoft Power Platform, including using forms, views, and dashboards, deploying and evolving apps, and leveraging reporting, analytics, and command customization.

- Configure forms, charts, and dashboards in model-driven apps
- Use specialized components in a model-driven form
- Solution Architect series: Evaluate Power Platform analytics and AI
- Deploy and refine your app like a pro
- Customize the command bar

TALK TO US

-  info@vnodeites.com
-  +91 9419 11 4792
-  WhatsApp +91 9419 11 4792
-  +91 7780 81 1685

OFFICE

DLF Cyber City, Gurugram
Haryana — India
Azure · AI · Data · Power Platform

6

MODULE 6

Create a canvas app in Power Apps

Do you want to create apps to help make your business more efficient? Then, this path is for you. It introduces you to Power Apps, helps you create and customize an app, and then manage and distribute it.

- Get started with Power Apps canvas apps
- Customize a canvas app in Power Apps
- How to build the User Interface in a canvas app in Power Apps
- Navigation in a canvas app in Power Apps
- Manage apps in Power Apps
- Build a mobile-optimized app from Power Apps

7

MODULE 7

Use the UI and controls in a canvas app in Power Apps

The app user experience often defines the success of your app. This learning path will focus on how to provide the best app navigation, and build the best UI using themes, icons, images, personalization, different form factors, and controls.

- Navigation in a canvas app in Power Apps
- How to build the User Interface in a canvas app in Power Apps
- Use and understand Controls in a canvas app in Power Apps
- Document and test your Power Apps application

8

MODULE 8

Use basic formulas to make better Power Apps canvas apps

Do you want to use formulas to improve functionality and change a behavior in your Power Apps canvas app? This learning path can help you accomplish your goal.

- Create formulas to change properties in a Power Apps canvas app
- Create formulas to change behaviors in a Power Apps canvas app
- Author a basic formula that uses tables and records in a Power Apps canvas app

9

MODULE 9

Advanced Canvas App Development in Power Apps: Mastering Formulas and Development Techniques

This learning path teaches how to write complex formulas and apply imperative development techniques in Power Apps, including understanding various development methods and utilizing different types of variables.

- Create formulas that use tables, records, and collections in a canvas app in Power Apps
- Use imperative development techniques for canvas apps in Power Apps

TALK TO US

- ✉ info@vnodeites.com
- ☎ +91 9419 11 4792
- 📞 WhatsApp +91 9419 11 4792
- ☎ +91 7780 81 1685

OFFICE

DLF Cyber City, Gurugram
Haryana — India
Azure · AI · Data · Power Platform

10

MODULE 10

Work with Power Pages websites

Learn how to work with Power Pages websites.

- Explore Power Pages design studio
- Explore Power Pages design studio data and security features
- Work with Power Pages metadata
- Explore Power Pages templates
- Integrate Power Pages websites with Dataverse
- Work with Liquid template language in Power Pages
- Set up Power Pages security

11

MODULE 11

Extend Power Pages

Learn how to extend Power Pages.

- Access Dataverse in Power Pages websites
- Extend Power Pages websites

12

MODULE 12

Administer Power Pages

Learn how to administer Power Pages sites.

- Power Pages administration
- Integrate Power Pages with web-based technologies
- Authentication and user management in Power Pages
- Power Pages maintenance and troubleshooting

13

MODULE 13

Work with Power Automate error handling and expressions

This learning path covers how to use your Power Automate skills to master error handling and expressions. Learn best practices for identifying and resolving flow failures efficiently using the flow actions and built-in error reports. Then, take your automation to the next level by leveraging expressions to manipulate and optimize your data. PL-200

- Best practices for error handling in Power Automate flows
- Introduction to expressions in Power Automate

14

MODULE 14

Integrate Power Automate flows and Dataverse

Learn how you to Integrate Power Automate flows and Dataverse.

- Use Dataverse triggers and actions in Power Automate
- Extend Dataverse with Power Automate

TALK TO US

OFFICE

15

MODULE 15

Power Platform Solution Management: Sharing, Customization, and Low-Code Development Essentials

This learning path covers sharing Power Automate cloud flows, using Power Apps for app creation, managing solutions in Power Automate, and transporting and customizing apps within Microsoft Power Platform.

- Share a cloud flow with Power Automate
- Understanding Low Code as a Traditional Developer
- Manage solutions in Power Apps and Power Automate
- Introduction to solutions for Microsoft Power Platform

16

MODULE 16

Validate your Power Platform Functional Consultant skills

This learning path prepares you to complete the Microsoft Power Platform Functional Consultant challenge project and validate your skills. You should have already completed the following modules as part of the PL-200: Microsoft Power Platform Functional Consultant course. If you haven't, it's recommended that you take some time to complete these modules before beginning the challenge project.

- Create tables in Dataverse
- Get started with model-driven apps in Power Apps
- Get started with Power Apps canvas apps
- Get started with Power Automate
- Challenge project - Build applications and automation solutions

PRIVATE DELIVERY

Plan a private cohort for your team





Scope delivery format, role mix, and rollout timeline with our solutions team.

[Plan Private Delivery](#)

[Book advisory call](#)

vnodeites.com

TALK TO US

-  info@vnodeites.com
-  +91 9419 11 4792
-  WhatsApp · +91 9419 11 4792
-  +91 7780 81 1685

OFFICE

DLF Cyber City, Gurugram
Haryana — India
Azure · AI · Data · Power Platform