

MICROSOFT OFFICIAL CURRICULUM

Microsoft

# Dynamics 365 Business Central Functional Consultant Associate

MB-800

As a candidate for this certification, you're a functional consultant who implements Business Central including the configuration of the core application, creating companies, and migrating data for small and medium businesses.

Microsoft Dynamics 365 & Power Platform Solutions

Intermediate

Dynamics 365, Dynamics Business Central, Power Platform

DURATION

5 days

LEVEL

Intermediate

FORMAT

Virtual, On-site, or Hybrid

CERTIFICATION

**Microsoft Certified:  
Dynamics 365 Business  
Central Functional  
Consultant Associate**

AUDIENCE PROFILE

## Built for these roles

Candidates for this course are functional consultants who implement core application setup processes for small and medium businesses. They implement and configure Microsoft Dynamics 365 Business Central including setting up core functionality and modules and migrating data to Business Central. Candidates configure the application in collaboration with the implementation team to provide the business with manageability and ease of use. They may configure role centers including adapting insights, cues, action tiles, reports, charts, and extend Business Central by using Power Platform components. Candidates have applied knowledge of meeting business needs by using Business Central, including basic understanding of financial management, sales, purchasing, and inventory. Candidates for this exam typically specialize in one or more feature sets of Business Central. They understand the role of Business Central in relationship to the Microsoft 365 and Dynamics 365 suites of applications.

OVERVIEW

## Executive overview

Built and optimized for small and medium businesses, Dynamics 365 Business Central is an application for companies that have outgrown their entry-level business applications. Growing businesses often outgrow their basic accounting software or legacy enterprise resource planning (ERP) systems that are unable to handle increased inventory and transactions, lack integration with other line-of-business systems, and have reporting limitations. Businesses are also challenged with the logistics of providing services that have more scalability, increased mobility, and availability in the cloud. With Business Central, you can manage your financials, automate and secure your supply chain, sell smarter, improve customer service and project performance, and optimize your operations.

TRAINING PROVIDER

**VNode ITeS**

MICROSOFT CERTIFIED TRAINER

vnodeites.com

[linkedin.com/company/vnodeites](https://www.linkedin.com/company/vnodeites)

TALK TO US

 [info@vnodeites.com](mailto:info@vnodeites.com)

 +91 9419 11 4792

 WhatsApp +91 9419 11 4792

 +91 7780 81 1685

OFFICE

DLF Cyber City, Gurugram

Haryana — India

Azure · AI · Data · Power Platform

#### PROGRAM OUTCOMES

### Capabilities your teams will gain

- Set up Business Central
- Configure financials
- Configure sales and purchasing
- Perform Business Central operations

#### ENTERPRISE CUSTOMIZATION

### Enterprise customization

Tailor this program to your organization's priorities: Builds current Microsoft credential readiness for Dynamics 365 Business Central Functional Consultant Associate using the official Microsoft Learn skill outline.

#### Customization options

- Align labs to your Microsoft tenant and workload scenarios
- Add readiness checks and exam preparation reviews
- Extend delivery with role-specific implementation workshops

#### CURRICULUM

### Curriculum roadmap

1





#### MODULE 1

### Set up Business Central

This learning path covers the initial setup of Microsoft Dynamics 365 Business Central. You learn how to create and configure a new company, set up users and security, configure number series and audit trail codes, migrate data from existing systems, and automate business processes with workflows.

- Create new companies in Business Central
- Manage users and implement security in Dynamics 365 Business Central
- Set up number series and trail codes in Dynamics 365 Business Central
- Migrate data to Business Central
- Create workflows in Dynamics 365 Business Central

#### TALK TO US

-  [info@vnodeites.com](mailto:info@vnodeites.com)
-  +91 9419 11 4792
-  WhatsApp +91 9419 11 4792
-  +91 7780 81 1685

#### OFFICE

DLF Cyber City, Gurugram  
Haryana — India  
Azure · AI · Data · Power Platform

2

MODULE 2

## Configure financials in Business Central

This learning path covers the configuration of financial management in Microsoft Dynamics 365 Business Central. You learn how to set up the general ledger, chart of accounts, posting groups, journal templates, currencies, dimensions, financial reports, and fixed assets.

- Set up general ledger configuration options in Dynamics 365 Business Central
- Set up the chart of accounts in Dynamics 365 Business Central
- Set up posting groups in Dynamics 365 Business Central
- Set up general journal templates in Dynamics 365 Business Central
- Set up currencies and exchange rates in Dynamics 365 Business Central
- Set up cash management in Dynamics 365 Business Central
- Use general ledger allocations in Business Central
- Set up dimensions in Dynamics 365 Business Central
- Configure financial reports in Dynamics 365 Business Central
- Close a fiscal year in Dynamics 365 Business Central
- Create fixed asset classes, subclasses, and locations in Dynamics 365 Business Central
- Set up main assets and asset components in Dynamics 365 Business Central
- Configure depreciation books in Dynamics 365 Business Central
- Configure fixed asset depreciations in Dynamics 365 Business Central
- Budget fixed assets in Dynamics 365 Business Central

3

MODULE 3

## Configure sales and purchasing in Business Central

This learning path covers the configuration of sales and purchasing in Microsoft Dynamics 365 Business Central. You learn how to set up trade parameters, manage customers, vendors, and items, configure warehouse management and inventory locations, and define pricing and discount structures.

- Set up Trade in Microsoft Dynamics 365 Business Central
- Work with Trade master data in Microsoft Dynamics 365 Business Central
- Get started with warehouse management in Dynamics 365 Business Central
- Control inventory at multiple locations in Dynamics 365 Business Central
- Set up purchase prices and discounts in Dynamics 365 Business Central
- Manage sales prices in Dynamics 365 Business Central
- Set up discounts for your customers in Dynamics 365 Business Central

4

MODULE 4

## Process sales and purchasing in Business Central

This learning path covers day-to-day sales and purchasing operations in Microsoft Dynamics 365 Business Central. You learn how to navigate the interface, create and process purchase orders and sales orders, handle prepayments, and manage inventory adjustments and transfers.

- User interface essentials in Dynamics 365 Business Central
- Personalize the Microsoft Dynamics 365 Business Central user interface
- Search, filter, sort, and select data in Business Central
- Create purchase documents in Dynamics 365 Business Central
- Receive and invoice items in Dynamics 365 Business Central
- Processing vendor invoices in Dynamics 365 Business Central
- Posting prepayment invoices for sales and purchase orders in Dynamics 365 Business Central
- Create sales documents in Dynamics 365 Business Central
- Ship and invoice items in Dynamics 365 Business Central
- Invoicing customers in Dynamics 365 Business Central
- Adjust inventory in Dynamics 365 Business Central
- Transfer items in Dynamics 365 Business Central

TALK TO US

- ✉ [info@vnodeites.com](mailto:info@vnodeites.com)
- ☎ +91 9419 11 4792
- 📞 WhatsApp +91 9419 11 4792
- ☎ +91 7780 81 1685

OFFICE

DLF Cyber City, Gurugram  
Haryana — India  
Azure · AI · Data · Power Platform

5

MODULE 5

## Process financial operations in Business Central

This learning path covers financial operations in Microsoft Dynamics 365 Business Central. You learn how to analyze financial data, work with general journals, process payments, reconcile bank accounts, correct posted entries, and manage fixed asset purchases and depreciation.

- Analyze list data using data analysis mode in Business Central
- Configure Business Central for Excel and Power BI
- Create and process journal entries in Dynamics 365 Business Central
- Post periodic journal entries in Dynamics 365 Business Central
- Enter payments in the cash receipt journal and the payment journal in Dynamics 365 Business Central
- Perform a bank reconciliation in Dynamics 365 Business Central
- Correct entries in Dynamics 365 Business Central
- Purchase fixed assets in Dynamics 365 Business Central
- Calculate and post depreciations in Dynamics 365 Business Central

PRIVATE DELIVERY

## Plan a private cohort for your team





Scope delivery format, role mix, and rollout timeline with our solutions team.

Plan Private Delivery

Book advisory call

vnodeites.com

TALK TO US

-  [info@vnodeites.com](mailto:info@vnodeites.com)
-  +91 9419 11 4792
-  WhatsApp +91 9419 11 4792
-  +91 7780 81 1685

OFFICE

DLF Cyber City, Gurugram  
Haryana — India  
Azure · AI · Data · Power Platform